



806000 E

808000 E

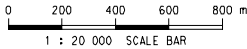
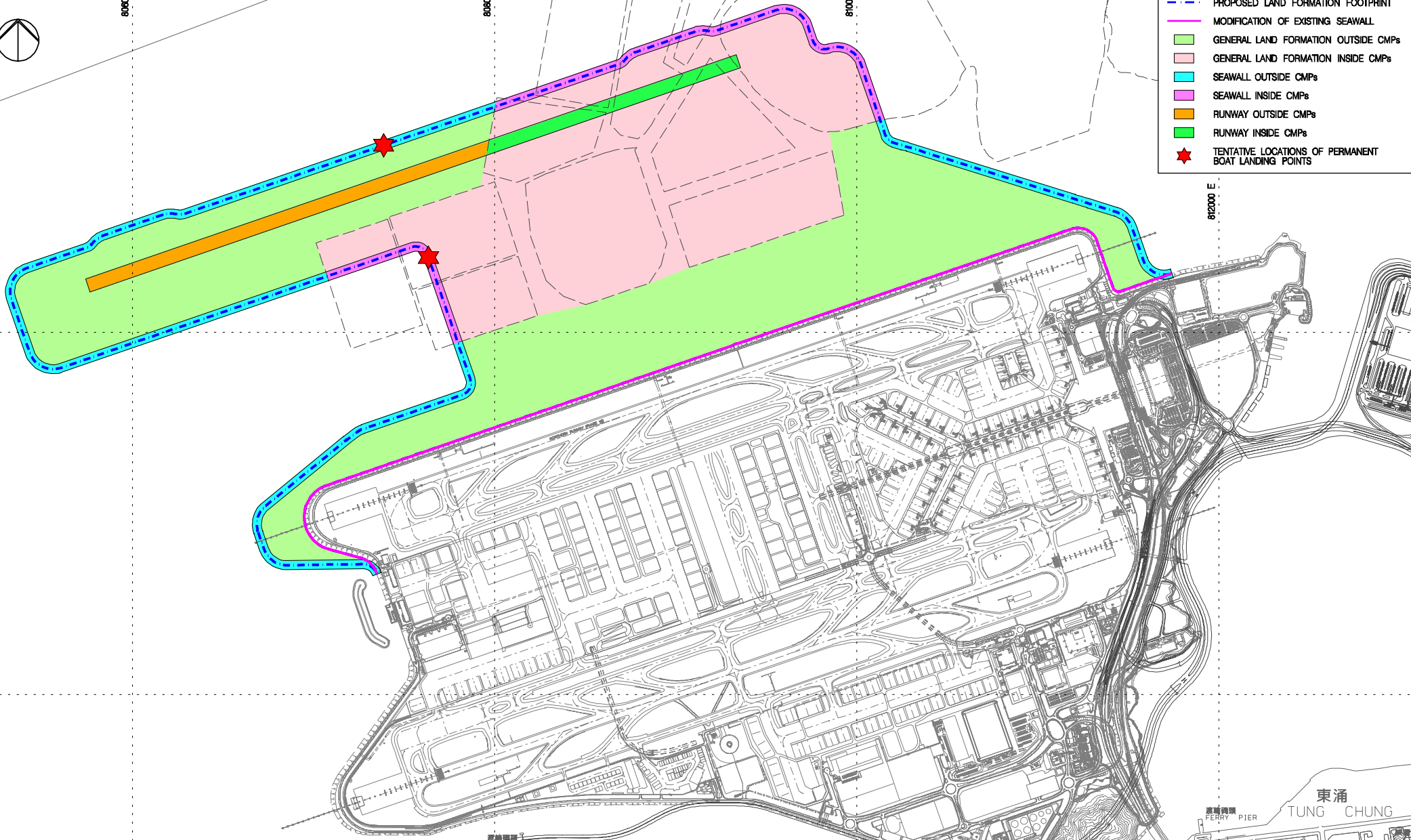
810000 E

812000 E

820000 N

818000 N

- LEGEND:**
- - - PROPOSED LAND FORMATION FOOTPRINT
 - MODIFICATION OF EXISTING SEAWALL
 - GENERAL LAND FORMATION OUTSIDE CMPs
 - GENERAL LAND FORMATION INSIDE CMPs
 - SEAWALL OUTSIDE CMPs
 - SEAWALL INSIDE CMPs
 - RUNWAY OUTSIDE CMPs
 - RUNWAY INSIDE CMPs
 - ★ TENTATIVE LOCATIONS OF PERMANENT BOAT LANDING POINTS



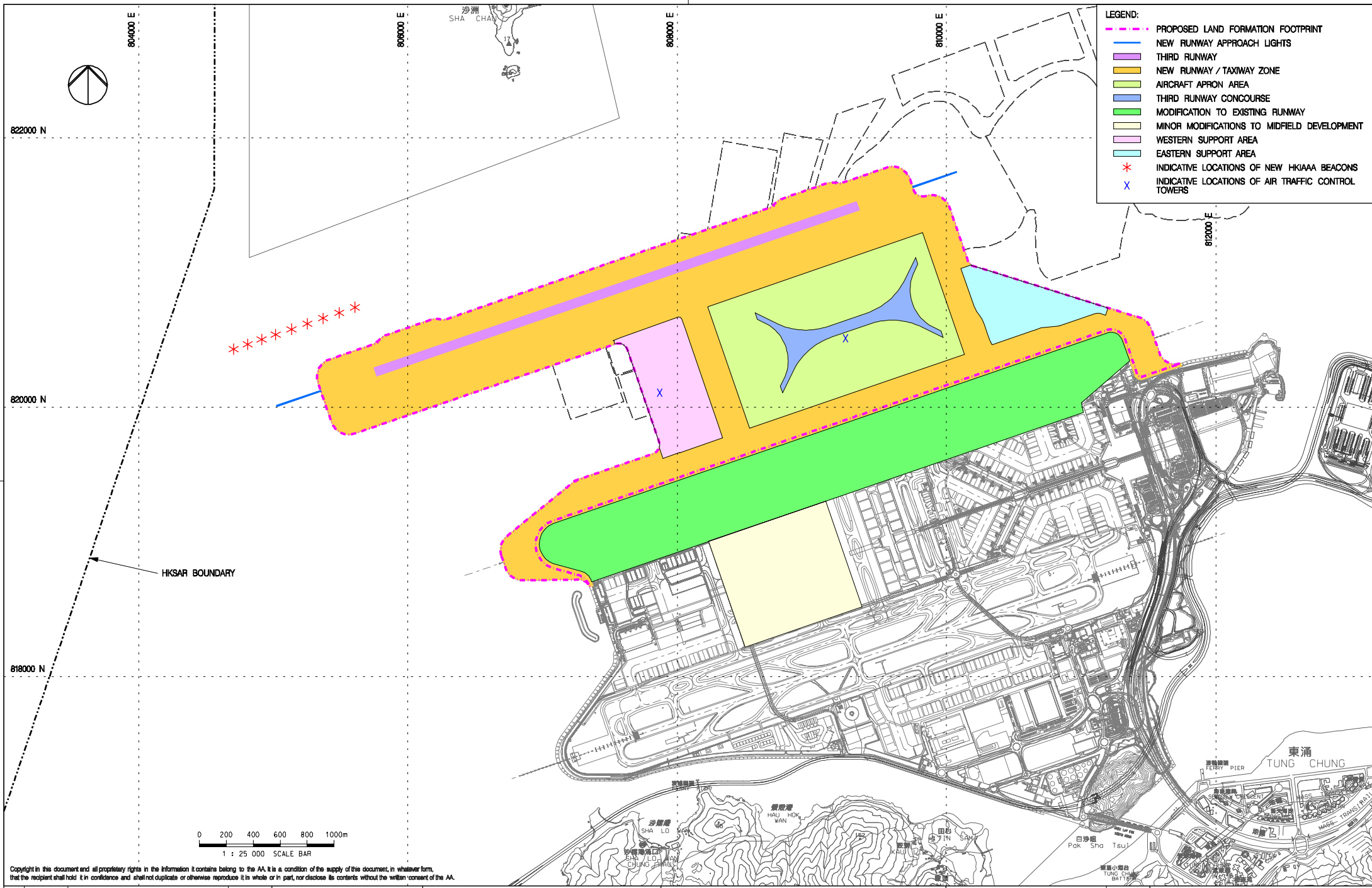
Copyright in this document and all proprietary rights in the information it contains belong to the AA. It is a condition of the supply of this document, in whatever form, that the recipient shall hold it in confidence and shall not duplicate or otherwise reproduce it in whole or in part, nor disclose its contents without the written consent of the AA.

Rev.	Date	Description	Checked
A	02DEC15	FIRST ISSUE	EY
B	06FEB17	GENERAL REVISION	EY



**KEY PROJECT COMPONENTS –
LAND FORMATION**

Consultant's Signatures for Approval		Date	EXPANSION OF HONG KONG INTERNATIONAL AIRPORT INTO A THREE-RUNWAY SYSTEM
Design	DC	06FEB17	
Checkers	DC / TK	06FEB17	
Approver	EC	06FEB17	Drawing No. MCL / P132 / EMA / 1-001 Scale at A3 1 : 20000 Rev. B



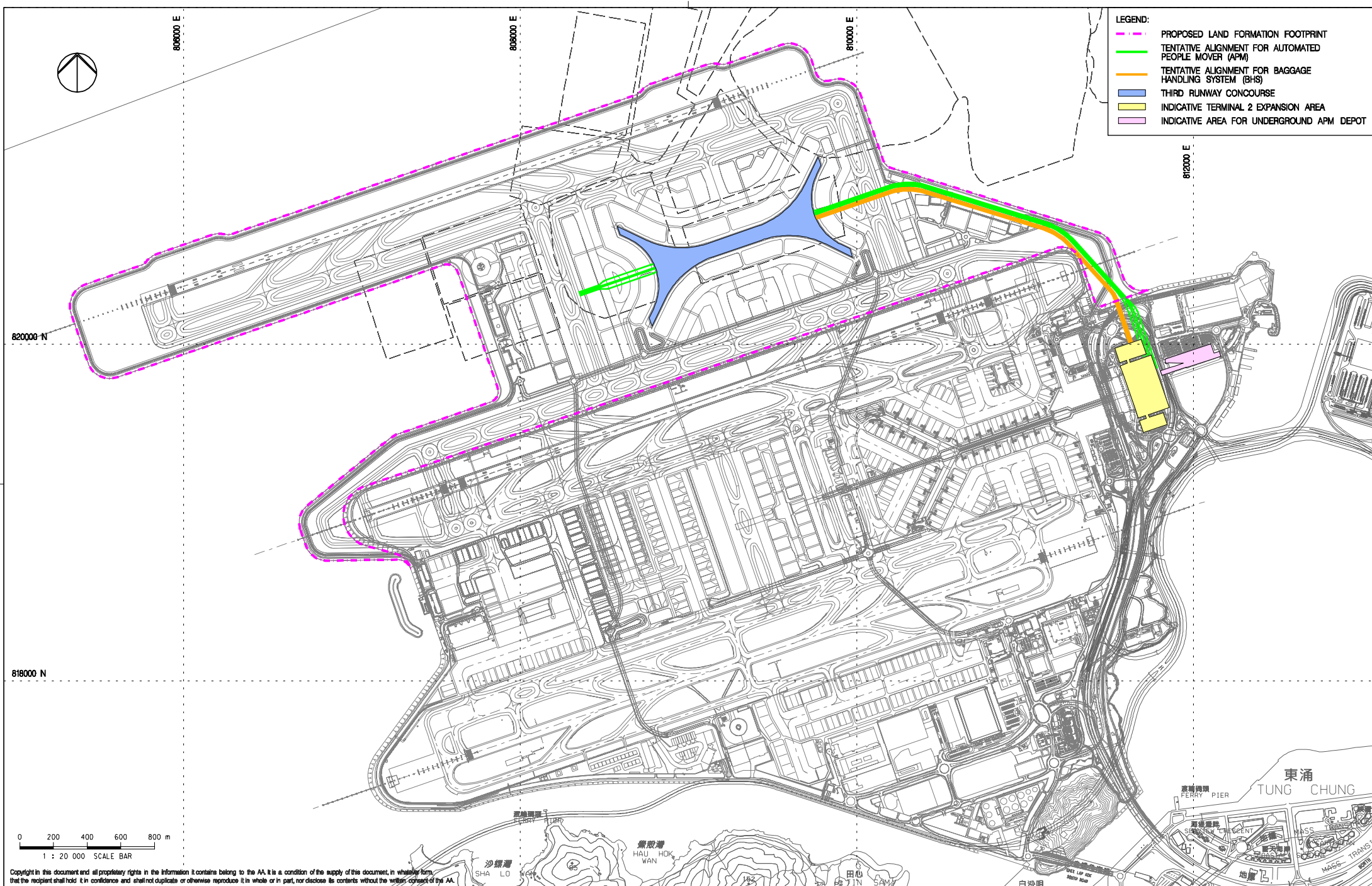
Rev.	Date	Description	Checked
A	02DEC15	FIRST ISSUE	DC
B	06FEB17	GENERAL REVISION	DC



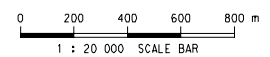
KEY PROJECT COMPONENTS – AIRFIELD FACILITIES

Consultant's Signatures for Approval		Date
Design	DC	06FEB17
Checkers	DC / TK	06FEB17
Approver	EC	06FEB17

EXPANSION OF HONG KONG INTERNATIONAL AIRPORT INTO A THREE-RUNWAY SYSTEM	
Drawing No.	MCL / P132 / EMA / 1-002
Scale at A3	1 : 25000
Rev.	B



- LEGEND:**
- PROPOSED LAND FORMATION FOOTPRINT
 - TENTATIVE ALIGNMENT FOR AUTOMATED PEOPLE MOVER (APM)
 - TENTATIVE ALIGNMENT FOR BAGGAGE HANDLING SYSTEM (BHS)
 - THIRD RUNWAY CONCOURSE
 - INDICATIVE TERMINAL 2 EXPANSION AREA
 - INDICATIVE AREA FOR UNDERGROUND APM DEPOT



Copyright in this document and all proprietary rights in the information it contains belong to the AA. It is a condition of the supply of this document, in whatever form, that the recipient shall hold it in confidence and shall not duplicate or otherwise reproduce it in whole or in part, nor disclose its contents without the written consent of the AA.

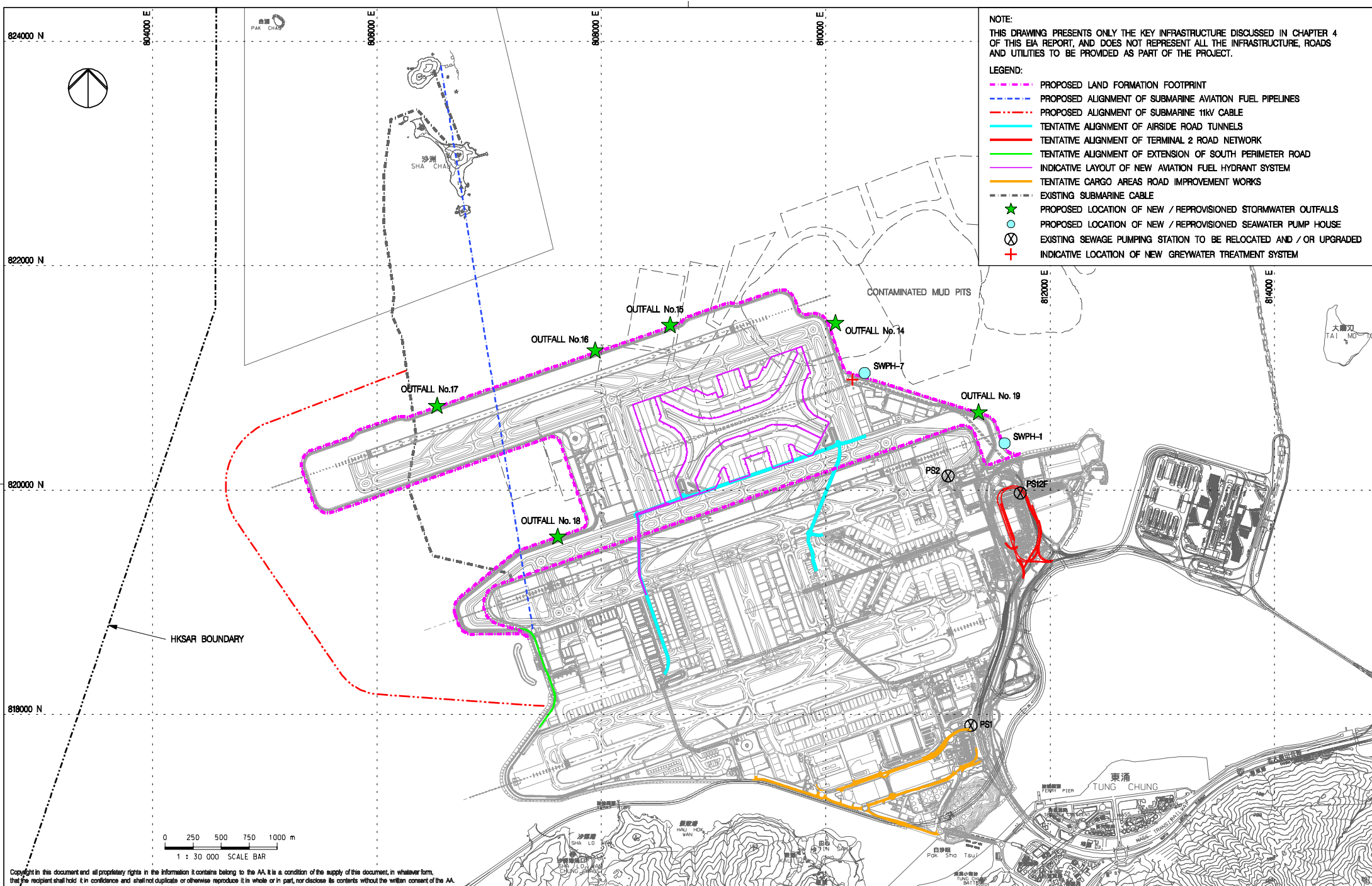
Rev.	Date	Description	Checked
A	02DEC15	FIRST ISSUE	EY
B	06FEB17	GENERAL REVISION	EY



KEY PROJECT COMPONENTS – PASSENGER FACILITIES

Consultant's Signatures for Approval		Date
Design	DC	08FEB17
Checkers	DC / TK	08FEB17
Approver	EC	08FEB17

EXPANSION OF HONG KONG INTERNATIONAL AIRPORT INTO A THREE-RUNWAY SYSTEM		Scale at A3
Drawing No.		1 : 20000
MCL / P132 / EMA / 1-003		Rev. B



NOTE:
THIS DRAWING PRESENTS ONLY THE KEY INFRASTRUCTURE DISCUSSED IN CHAPTER 4 OF THIS EIA REPORT, AND DOES NOT REPRESENT ALL THE INFRASTRUCTURE, ROADS AND UTILITIES TO BE PROVIDED AS PART OF THE PROJECT.

LEGEND:

- PROPOSED LAND FORMATION FOOTPRINT
- PROPOSED ALIGNMENT OF SUBMARINE AVIATION FUEL PIPELINES
- PROPOSED ALIGNMENT OF SUBMARINE 11kV CABLE
- TENTATIVE ALIGNMENT OF AIRSIDE ROAD TUNNELS
- TENTATIVE ALIGNMENT OF TERMINAL 2 ROAD NETWORK
- TENTATIVE ALIGNMENT OF EXTENSION OF SOUTH PERIMETER ROAD
- INDICATIVE LAYOUT OF NEW AVIATION FUEL HYDRANT SYSTEM
- TENTATIVE CARGO AREAS ROAD IMPROVEMENT WORKS
- EXISTING SUBMARINE CABLE
- ★ PROPOSED LOCATION OF NEW / REPROVISIONED STORMWATER OUTFALLS
- PROPOSED LOCATION OF NEW / REPROVISIONED SEAWATER PUMP HOUSE
- ⊗ EXISTING SEWAGE PUMPING STATION TO BE RELOCATED AND / OR UPGRADED
- +

Copyright in this document and all proprietary rights in the information it contains belong to the AA. It is a condition of the supply of this document, in whatever form, that the recipient shall hold it in confidence and shall not duplicate or otherwise reproduce it in whole or in part, nor disclose its contents without the written consent of the AA.

Rev.	Date	Description	Checked
A	02DEC15	FIRST ISSUE	EY
B	06FEB17	GENERAL REVISION	EY



KEY PROJECT COMPONENTS – ROAD NETWORK AND KEY INFRASTRUCTURE

Consultant's Signatures for Approval		Date
Design	DC	06FEB17
Checkers	DC / TK	06FEB17
Approver	EC	06FEB17

EXPANSION OF HONG KONG INTERNATIONAL AIRPORT INTO A THREE-RUNWAY SYSTEM	
Drawing No.	MCL / P132 / EMA / 1-004
Scale at A3	1 : 30000
Rev.	B